

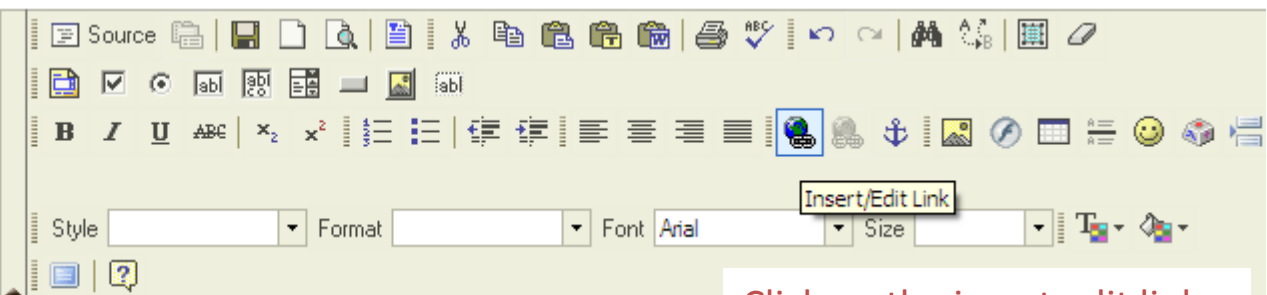
# Site Admin Ver 2.0


- [Admin Users](#)
- [Scrolling News](#)
- [Current Events](#)
- [Important Alumni](#)
- [Last Update](#)
- [Student Transfer](#)
- [Page Contents](#)
- [Logout](#)

KV Site Admin - Admin Area - Version 2.0

Edit TABLE: Page Contents

[Go Back](#)

id	40
Page Title *	Miscellaneous
Page Detail *	<div data-bbox="682 657 1940 950"></div> <p data-bbox="682 1128 1039 1161">This page is underconstrction.</p> <p data-bbox="682 1193 850 1226"><b>This is for test</b></p>



Click on the insert edit link button

First of all type the text with which u want to add file

# Site Admin Ver 2.0

- [Admin Users](#)
- [Scrolling News](#)
- [Current Events](#)
- [Important Alumni](#)
- [Last Update](#)
- [Student Transfer](#)
- [Page Contents](#)
- [Logout](#)

KV Site

Edit TA

Go Back

id

Page T

Page

Detail

Link -- Webpage Dialog

http://kvafsgorakhpur.org/kv\_admin/fckeditor/editor/fckdialog.html

### Link

Link Info Target Upload Advanced

Link Type  
URL

Protocol URL  
http://

Browse Server

OK Cancel

http://kvafsgorakhpur.org/kv\_admin/fckeditor Internet



Click on browse server button

This is for test

This is for test

Search Share Sidewiki Bookmarks Sign In

Logout Suggested Sites Web S

- Admin Area - Version 2.0

# Admin Ver 2.0

KV Site

Link -- Webpage

http://kvafsgorakhpur.org

## Link

Link Info Target

Link Type

Page T

Page Detail

Protocol URL

http://

Browse Server

http://kvafsgorakhpur.o

This is for tes

### FCKeditor - Resources Browser - Windows Internet Explorer

http://kvafsgorakhpur.org/kv\_admin/fckeditor/editor/filemanager/browser/default/browser.html?Connector:

Resource Type: File


adm-guide.doc	155 KB
committees.doc	223 KB
enrolment.xls	39 KB
monthlyapril.xls	31 KB
seat.doc	36 KB
staff.doc	77 KB
tc.xls	201 KB

Create New Folder

Upload a new file in this folder

Browse... Upload

Internet 100%



Click on browse button and locate the file u want to upload and then click on upload button

The screenshot shows the FCKeditor interface within a Windows Internet Explorer browser. A "Choose File to Upload" dialog box is open, displaying the Desktop contents. The file "Visiting Card" is selected, and the "Open" button is highlighted with an orange triangle. The file list in the background includes:

File Name	Size
adm-guide.doc	155 KB
committees.doc	223 KB
enrolment.xls	39 KB
monthlyapril.xls	31 KB
seat.doc	36 KB
staff.doc	77 KB
tc.xls	201 KB

At the bottom of the dialog, the "File name" field contains "Visiting Card" and the "Files of type" dropdown is set to "All Files (\*.\*)". The "Open" button is highlighted with an orange triangle. The "Upload" button in the FCKeditor interface is also visible.

Click on browse button and locate the file u want to upload and then click on upload button

Click to add notes

FCKeditor - Resources Browser - Windows Internet Explorer

http://kvafsgorakhpur.org/kv\_admin/fckeditor/editor/filemanager/browser/default/browser.html?Connector=connectors/php/

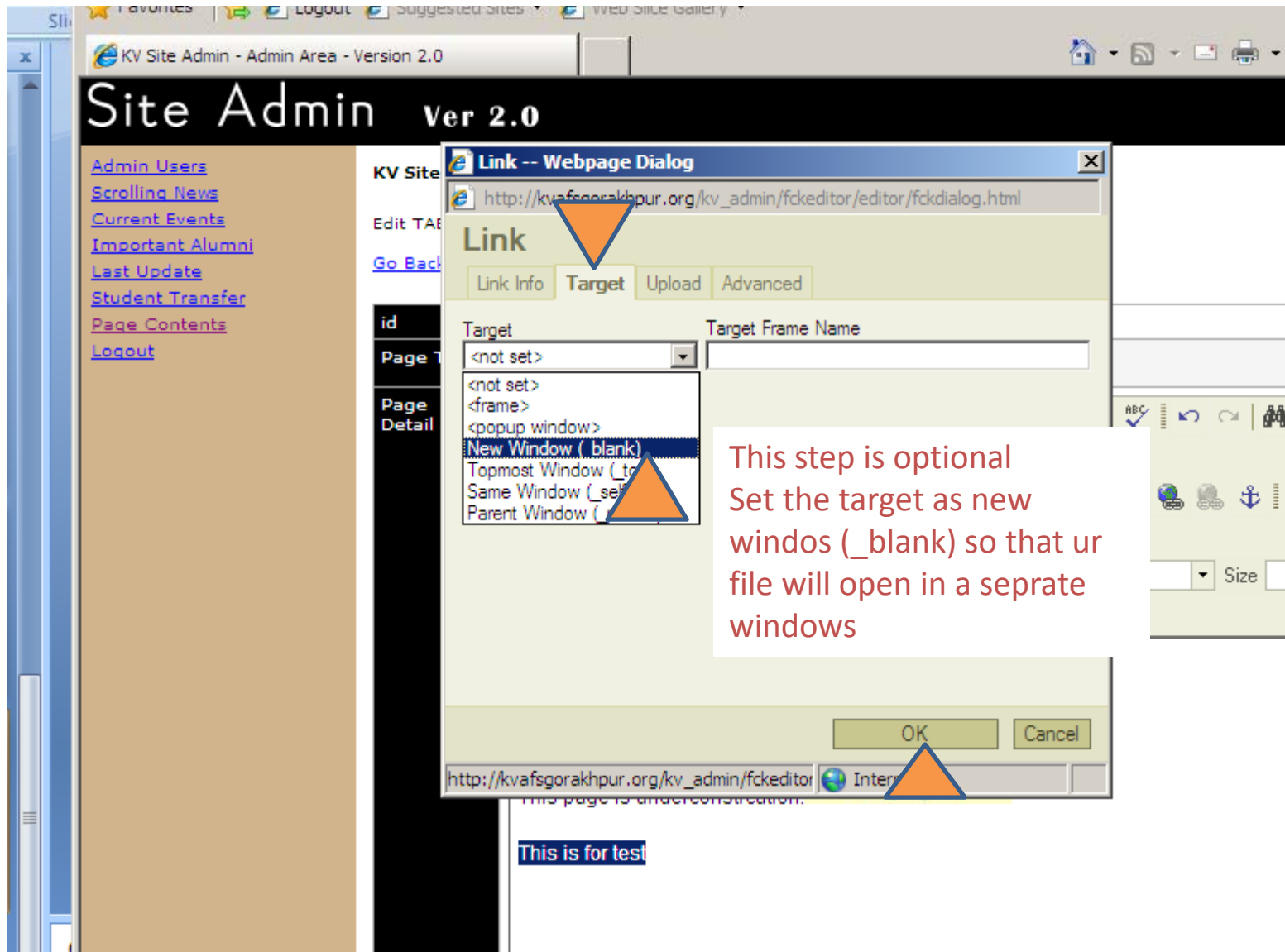
Resource Type: File

File Name	Size
<a href="#">adm-guide.doc</a>	155 KB
<a href="#">committees.doc</a>	223 KB
<a href="#">enrolment.xls</a>	39 KB
<a href="#">monthlyapril.xls</a>	31 KB
<a href="#">seat.doc</a>	36 KB
<a href="#">staff.doc</a>	77 KB
<a href="#">tc.xls</a>	201 KB
<a href="#">Visiting Card.xlsx</a>	13 KB

After successful upload click on the file name u had uploaded

Create New Folder Upload a new file in this folder Browse... Upload

http://kvafsgorakhpur.org/kv\_admin/fckeditor/ Internet 100%



# Site Admin Ver 2.0

- [Admin Users](#)
- [Scrolling News](#)
- [Current Events](#)
- [Important Alumni](#)
- [Last Update](#)
- [Student Transfer](#)
- [Page Contents](#)
- [Logout](#)

KV Site  
 Edit TAG  
 Go Back  
 id  
 Page T  
 Page  
 Detail

**Link -- Webpage Dialog**

http://kvafsgorakhpur.org/kv\_admin/fckeditor/editor/fckdialog.html

**Link**

Link Info **Target** Upload Advanced

Target: <not set> Target Frame Name:

<not set>  
 <frame>  
 <popup window>  
 **New Window (\_blank)**  
 Topmost Window (\_top)  
 Same Window (\_self)  
 Parent Window (\_parent)

OK Cancel

http://kvafsgorakhpur.org/kv\_admin/fckeditor

This step is optional  
 Set the target as new  
 windos (\_blank) so that ur  
 file will open in a seprate  
 windows

This is for test

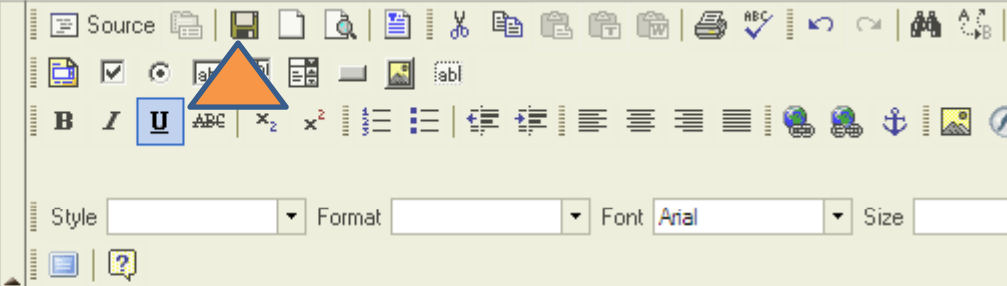
# Site Admin Ver 2.0

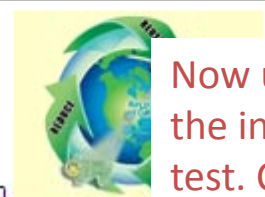
- [Admin Users](#)
- [Scrolling News](#)
- [Current Events](#)
- [Important Alumni](#)
- [Last Update](#)
- [Student Transfer](#)
- [Page Contents](#)
- [Logout](#)

KV Site Admin - Admin Area - Version 2.0

Edit TABLE: Page Contents

[Go Back](#)

id	40
Page Title *	<input type="text" value="Miscellaneous"/>
Page Detail *	<div data-bbox="814 706 1822 990"></div>



This page is underconstrction.

This is for test



Now ur file is attached with the indicated text this is for test. Click on the save button on toolbar



# KENDRIYA VIDYALAYA

## KV1 AFS GORAKHPUR, U.P

YOU ARE WELCOME AT KV1GORAKHPUR.ORG

Monday, April

KV Sangathan

KV Regional Office - Patna

Citizens' Charter

Admission guidelines

Transfer Policy

>> Home

>> Contact Us

>> Facilities

>> About KV

>> Result Analysis

>> VMC Members

>> Enrolment

> Class-wise

> Category Wise

>> Staff Members

>> Vacancy

>> ICT Infrastructure

>> Thinkquest

### Miscellaneous



This page is underconstruction.

[This is for test](#)



Check on ur websites  
respective pages for the  
testing.